

## p d b Dominoes Game

### Instructions:

Play this game just like the normal dominoes game

Choose which side to play – the picture side or the text side.

If players choose the text side they have three lives. If they get stuck they can sneak a look at the reverse side and a life will be lost.

If players lose all three lives they are out of the game

The winner will be the player who gets rid of all their cards first. If the other players have lost all their lives then the remaining player is the winner.

### Printing:

Dominoe cards are double sided. Print sheets 1-4 then print sheets 1-4 Reverse Side on the reverse of sheets 1-4.

Print Life Cards single sided.

Laminate card and cut

Sheet 1

d	b	p	p
b	b	d	d
b	p	d	d
d	b	b	d
p	d	d	p
d	b	p	d

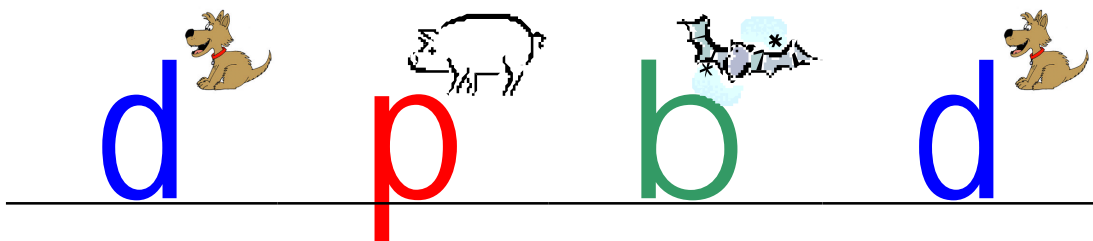
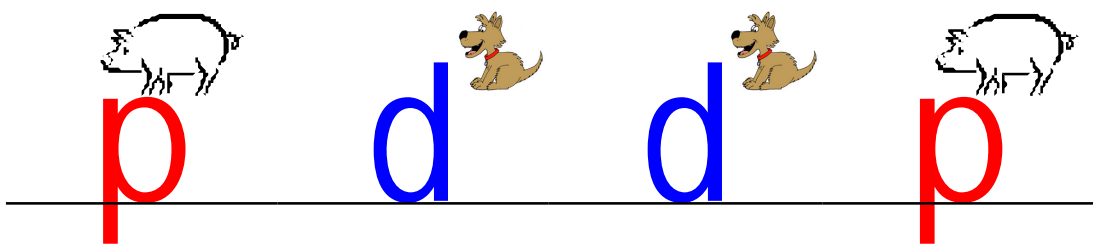
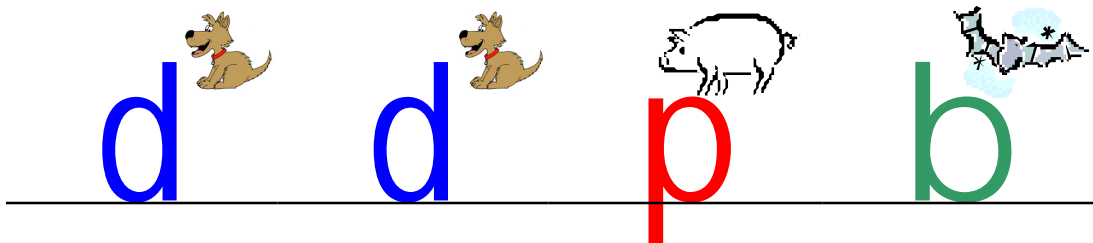
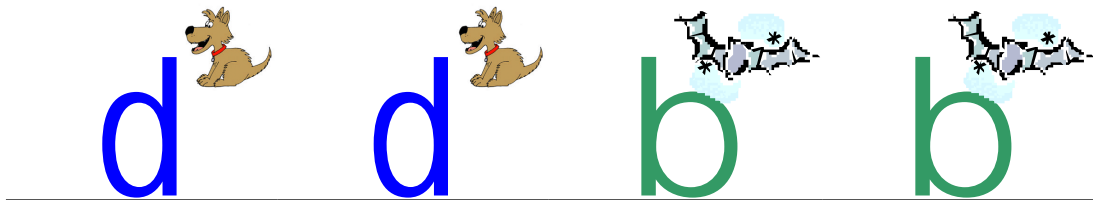
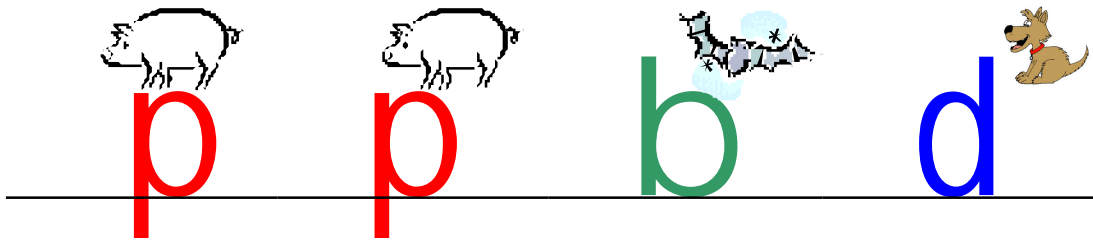
Sheet 2

p	p	p	p
b	b	b	b
p	b	b	p
b	d	d	b
p	d	d	p
d	p	p	d

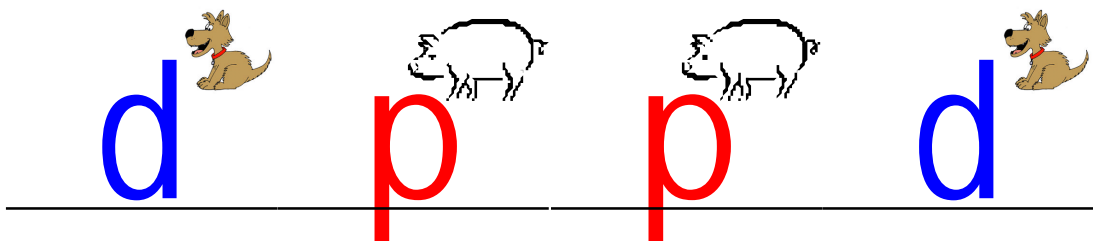
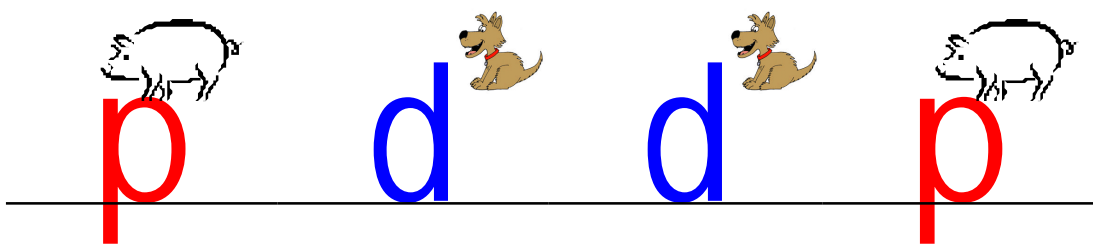



p	*	p	p
b	b	b	b
p	b	*	p
b	d	d	b
p	*	d	p
*	*	*	d

b	d	p	d
p	b	b	b
d	p	*	p
d	b	d	b
p	p	d	p
d	d	*	d

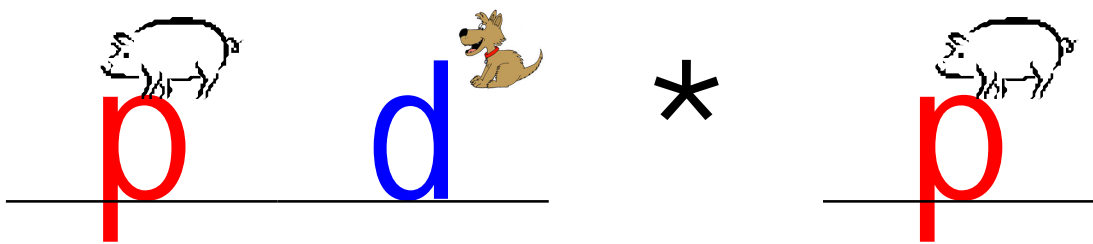

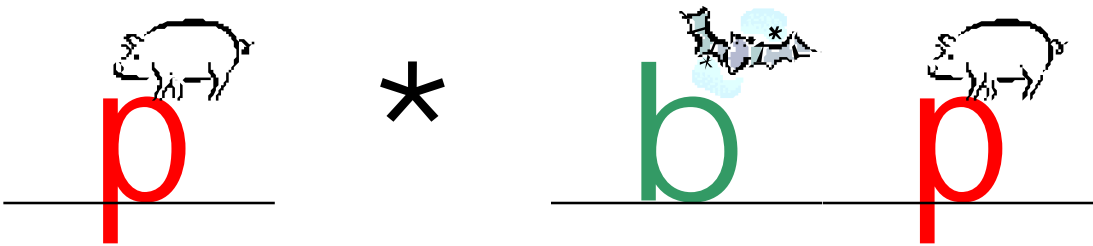

Sheet 1 Reverse Side



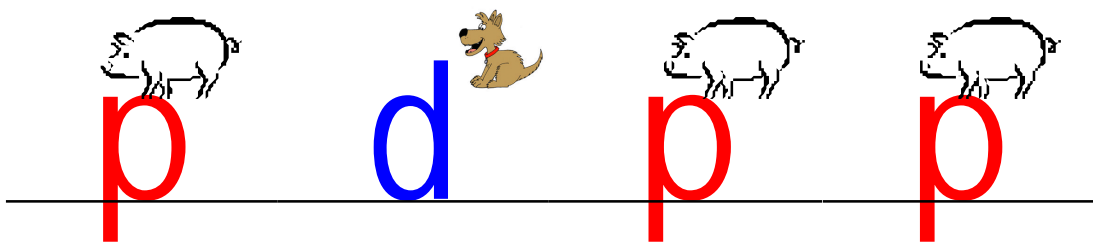
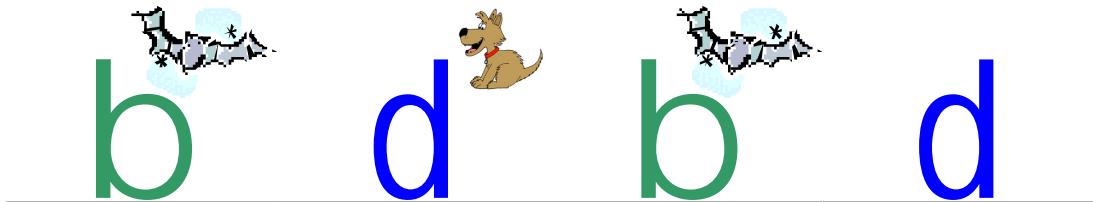
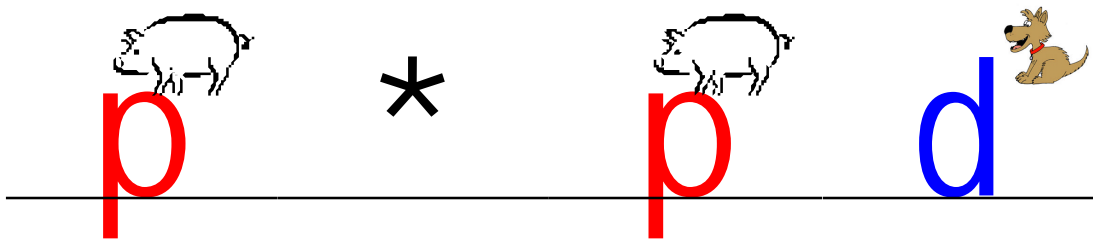
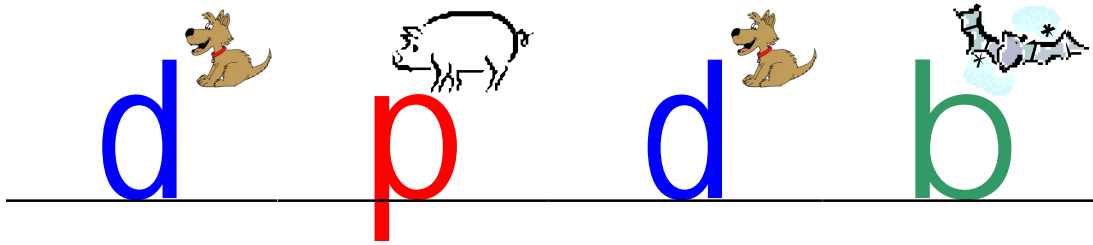
Sheet 2 Reverse Side



Sheet 3 Reverse Side



Sheet 4 Reverse Side



Life cards - 3 lives per player, each life gives the player a sneak at the back of the card if they get stuck.

b d p

# Dominoes

More free teaching resources at [www.schoolteachingresources.com](http://www.schoolteachingresources.com)

